



PBR

# PRODUCT INFORMATION

The PBR panel is commonly used for a wide variety of residential, agricultural, commercial and industrial applications. PBR is a structural panel and an exposed fastener panel that can be used for both roof and wall applications. The minimum roof slope for PBR is ½:12.

- Coverage Width – 36"
- Rib Spacing – 12" on center
- Rib Height – 1-1/4"
- Minimum Slope – ½:12
- Panel Attachment – Exposed Fastening System
- Gauge – 26 (Standard); 29, 24, 22 (Optional)
- Finishes – Smooth (standard); Embossed (optional)
- Coatings – Galvalume Plus®, Signature® 200, Signature® 300



## SIGNATURE® 200

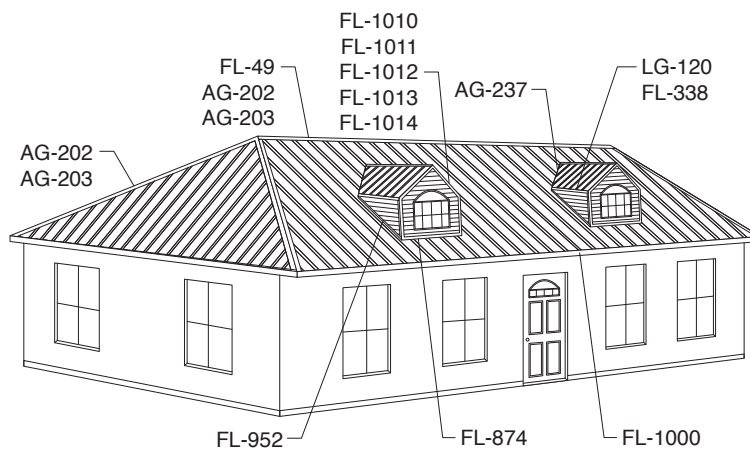
	ASH GRAY ★		CRIMSON RED ★		KOKO BROWN ★
	BURNISHED SLATE ★		DESERT SAND ★		LIGHT STONE ★
	CHARCOAL GRAY ★		FERN GREEN ★		POLAR WHITE* ★
	COBALT BLUE ★		HAWAIIAN BLUE ★		RUSTIC RED ★


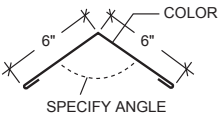
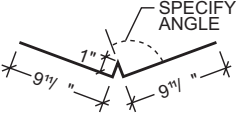
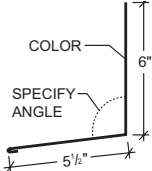
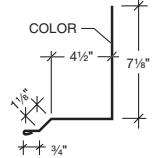
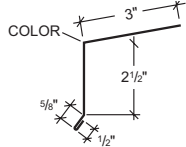
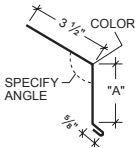
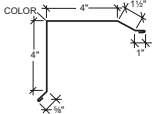
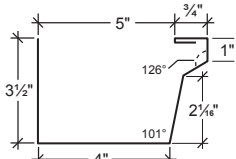
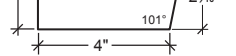
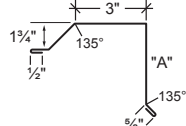
## SIGNATURE® 300

	ALMOND ★		CLASSIC GREEN ★		GALVALUME PLUS® ★
	BONE WHITE ★		HARBOR BLUE ★		
	BRITE RED		MIDNIGHT BRONZE		
	BROWNSTONE ★		SLATE GRAY ★		
	SNOW WHITE ★				

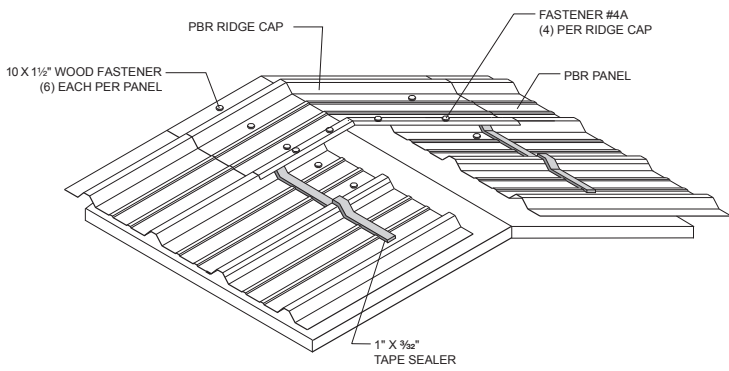
★ COOL ROOF COMPLIANT THROUGH THE CRRC RATING PROGRAM.

\*Also available in 29-gauge \*\*Minimum quantities and/or extended lead times may be required

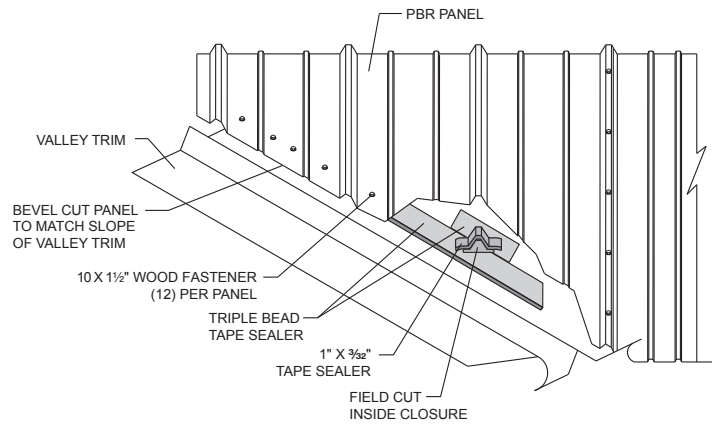


ITEM	PART #	SLOPE	DIM "A"	LENGTH	GIRTH	GAUGE
<b>Die Formed Ridge Cap</b> 	FL-49	1:12 - 5:12	N/A	2'-6"	N/A	26 GA
NOTE: Specify roof slope • Maximum slope is 5:12						
<b>Ridge/Hip Flash</b> 	AG-202 AG-203		N/A	10'-2" 20'-2"	13" 13"	26 GA 26 GA
NOTE: Specify roof slope and if using for ridge or hip						
<b>Standard Valley</b> 	AG-237 AG-238		N/A N/A	10'-2" 10'-2"	20 3/8" 20 3/8"	26 GA 26 GA
NOTE: Specify roof slope						
<b>Parapet High Eave Trim</b> 	FL-874 FL-875		N/A N/A	10'-2" 20'-2"	12" 12"	26 GA 26 GA
NOTE: Specify roof slope						
<b>Parapet Rake</b> 	FL-952 FL-953		N/A N/A	10' - 2" 20' - 2"	14" 14"	26 GA 26 GA
<b>Eave Trim</b> 	LG-120		N/A	10'-6"		29 GA
NOTE: Specify roof slope • Specify open hem if using continuous cleat						
<b>Eave Trim</b> 	FL-19		N/A	10'-2"	9 5/8"	26 GA
NOTE: Specify roof slope						
<b>Gable Trim</b> 	AG-248		N/A	10'-2"	12-1/8"	26 GA
<b>Gutter</b> 	FL-1000		N/A	10'-2"	12 9/16"	24, 26 & 29 GA
<b>Gutter End</b> (right or left) 	FL-1001		N/A	N/A	N/A	24, 26 & 29 GA
NOTE: Specify open hem if using continuous cleat						
<b>Rake</b> 	FL-1010 FL-1011 FL-1012 FL-1013 FL-1014	3-4 : 12 5-6 : 12 7 : 12 8-9 : 12 10 : 12	3 11/16" 3 9/16" 3 7/16" 3 5/16" 3 3/16"	10'-2" 10'-2" 10'-2" 10'-2" 10'-2"	10 13/16" 10 1 1/16" 10 9/16" 10 7/16" 10 5/16"	26 & 29 GA 26 & 29 GA 26 & 29 GA 26 & 29 GA 26 & 29 GA

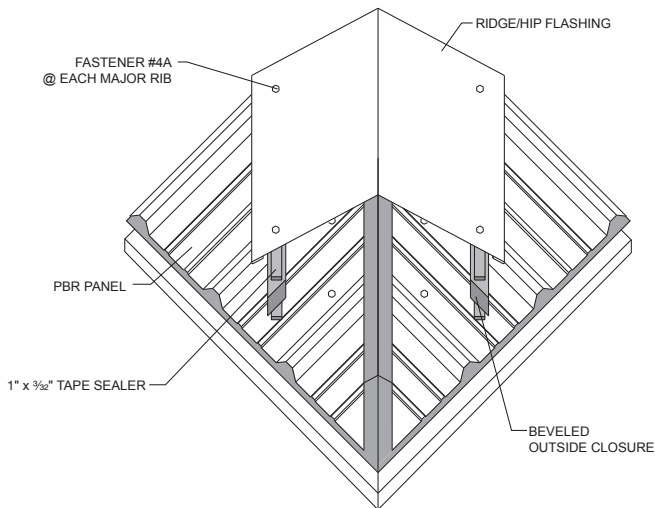




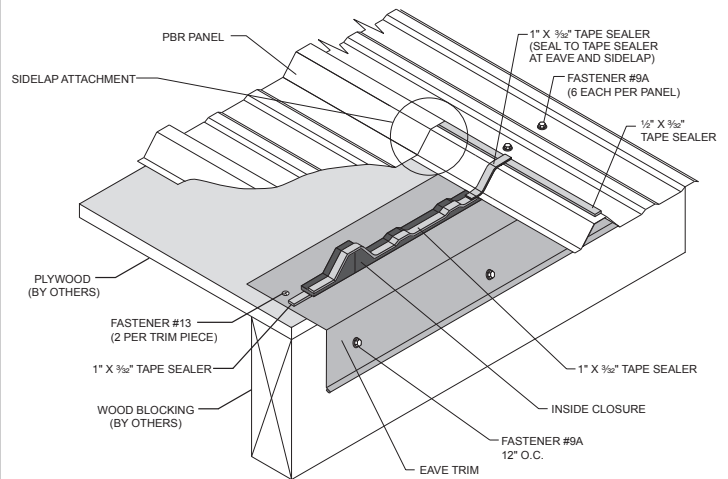
# RIDGE



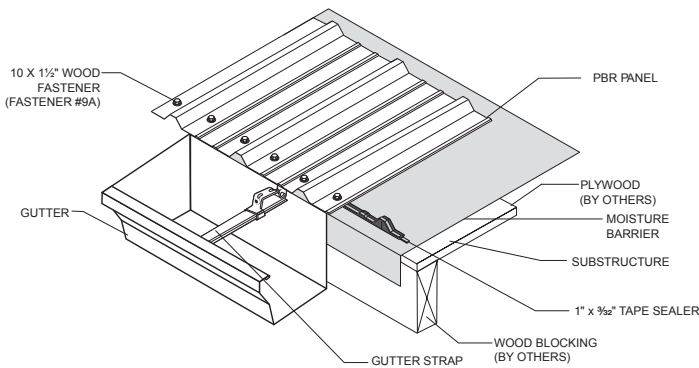
# VALLEY



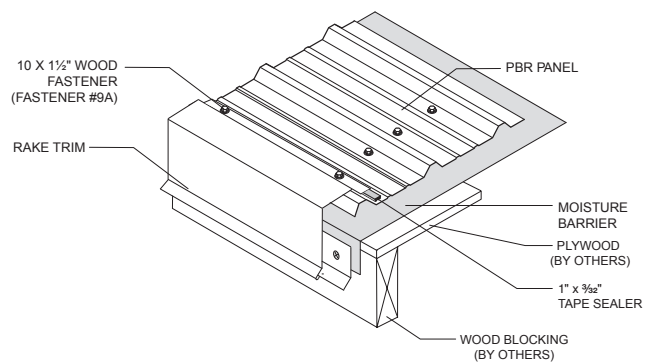
# HIP



# EAVE TRIM




# GUTTER



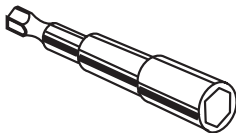
# RAKE

### Touch-Up Paint



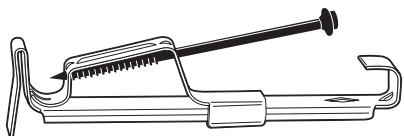
PART #	TYPE	SIZE
HW-304	Signature® 200	2 oz.
HW-305	Signature® 300	2 oz.

### Magnetic Sockets



PART #	SIZE
HW-604	3/8" Hex Drive
HW-605	5/16" Hex Drive
HW-606	1/4" Hex Drive

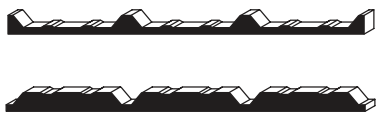
### Gutter Hanger



PART #
HW-339


### "PBR" Panel Closure Strips

NOTE: One per panel required



PART #	TYPE	ADHESIVE
HW-455	Inside	No
HW-456	Outside	Yes

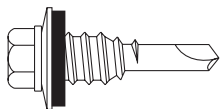
### Rubber Roof Jack



PART #	TEMP. RANGE	PIPE SIZE	BASE DIM	WEIGHT EACH
HW-1000	-65°F to +212°F	1/4" - 2"	4 1/2"	.17#
HW-1001	-65°F to +212°F	1/4" - 5"	8"	.50#
HW-1002	-65°F to +212°F	4" - 7"	11"	.95#
HW-1003	-65°F to +212°F	6" - 11"	14"	1.55#
HW-1004	-65°F to +212°F	7" - 13"	17"	2.56#
HIGH TEMPERATURE				
HW-1046	-100°F to +437°F	1/4" - 5"	8"	.50#
HW-1047	-100°F to +437°F	4" - 7"	11"	.95#
HW-1048	-100°F to +437°F	7" - 13"	17"	2.56#
HW-1049	-100°F to +437°F	10" - 18"	25"	3.86#

### Self-Driller Lap-Tek


250 Per Bag



PART #	HEAD SIZE	LENGTH
4A	5/16"	14 x 7/8"

### Long Life Wood Fastener

Panel to Solid Wood




\*Other sizes available. Please inquire.

PART #	HEAD SIZE	LENGTH
9A	5/16"	10 x 1"
9	5/16"	10 x 1 1/2"

### Pop Rivet

250 Per Bag | Stainless Steel



PART #	DIAMETER	GRIP RANGE
14	1/3"	3/16"

### Wood Fastener

Panel to Solid Wood




\*Other sizes available. Please inquire.

PART #	HEAD SIZE	LENGTH
8A	1/4"	10 x 1"
8	1/4"	10 x 1 1/2"
8B	1/4"	10 x 2"
8C	1/4"	10 x 2 1/2"

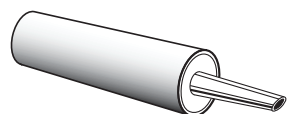
### Tape Sealer

Flat



PART #	GENERAL	LENGTH
HW-505	3/8" x 3/32"	45'-0"
HW-506	1" x 3/32"	45'-0"
HW-507	1/2" x 3/32"	50'-0"

### Tube Sealant



PART #	TYPE	COLOR
HW-548	Acrylic	White
HW-550	Acrylic	Gray
HW-540	Urethane	White
HW-541	Urethane	Gray
HW-542	Urethane	Bronze
HW-544	Urethane	Almond

NOTE: 25' per tube at 1" bead



Call or visit us online or in the store nearest you to meet with a project expert to learn more about our product offerings.

metaldepots.com

0905209991139/MS/0123

© 2023 Metal Depots, part of Cornerstone Building Brands, Inc. ALL RIGHTS RESERVED.

STAY IN TOUCH  
facebook.com/metaldepots 