



METAL PANELS

MP36



- 36" wide panel
- Ribs 9" on center
- Used on slopes down to 3:12
- 40 year paint warranty
- 26 standard colors
- 29 ga steel


MP150




- Snapped seam roof panel
- Smooth or Striated
- 1 1/2" tall ribs
- 15" wide Panel
- Used on slopes down to 3:12
- 24 or 26 ga steel
- Available in 30 colors
- 40 year paint warranty

MP675

- Snapped seam roof panel
- Smooth or striated
- 1 5/8" tall ribs
- Used on slopes down to 2:12
- 22 or 24 ga steel
- Available in 30 colors
- 40 year paint warranty
- 18" wide panel



MP210



- Mechanically seamed roof panel
- Smooth or striated
- Spans purlins up to 5'
- 18" wide panel
- Used on slopes down to 0.5:12
- 22 or 24 ga steel
- Available in 30 colors
- 40 year paint warranty